











We believe, achieve and celebrate

**Reception Class Term 1 2025**

|  |  |   |
|--|--|---|
| <p><b>Communication and Language</b></p> <p><u>Early Years Talk Boost</u></p> <p>This term we introduce Early Years Talk Boost where we focus on how to be a good learner during carpet times. Many children will have started to develop this in their previous setting, but it gets trickier when in a busy classroom.</p>   <p>We use Tizzy's learning check list to help use make good choices when learning on the carpet and in small groups.</p>   | <p><b>Personal, Social and Emotional</b></p>  <p>Our first module is focused on giving children a foundational knowledge of the brain and teaching them how they can look after their minds to be at their very best. Children learn that their brain is an organ and that it has many functions. They learn that the brain controls most of what we do and that it is an amazing thing! Children learn that they can choose what to focus their mind on, and recognise that concentrating on learning something new helps their brain remember and grow. Children learn the concept of Neuroplasticity i.e. That the brain can grow and change when you practise and work on something. When we do something or learn something, Neural Pathways are created in our brain. Each time we repeat the activity, the Neural Pathway or connection is made stronger and it gets easier for us to complete the activity.</p>  | <p><b>Physical</b></p> <p><u>Complete PE - Walking</u></p> <p>This may sound simple at first glance, but children will be using their spatial awareness and coordination to join in with a variety of games and challenges. The children will also be getting to know the children in the school colour/house teams in simple and fun team challenges.</p>  <p><b>Children must wear their PE clothes to school every Friday.</b></p>  |
| <p><b>Phonics</b></p> <p><b>What is phonics?</b><br/>Phonics is a way of teaching reading that focuses on the relationship between sounds and letters. It involves:</p> <p><b>Recognising letter sounds:</b> Identifying the sounds that individual letters make.</p> <p><b>Blending sounds:</b> Combining individual sounds to form words.</p> <p><b>Decoding words:</b> Using knowledge of letter-sound relationships to read unfamiliar words.</p> <p><b>Why is phonics important?</b><br/>Phonics is a crucial foundation for reading and writing. It helps children:</p> <p><b>Read accurately:</b> By understanding how letters represent sounds, children can decode words more effectively.</p> <p><b>Become fluent readers:</b> Phonics enables children to read more smoothly and confidently.</p> <p><b>Read aloud daily:</b> Reading storybooks, even repetitive ones, exposes children to sounds and words.</p> <p><b>Focus on letter sounds:</b> Practice saying letter sounds and blending them together to form words.</p> <p><b>This term we will teach the following sounds:</b><br/>s a t p i n m d g o c k <u>ck</u> e u r h b f ff</p> <p><b>and common exception words:</b><br/>the to into no l</p> <p><b>Children should bring their bookbags into school every Monday so we can provide new reading books and phonic resources.</b></p> | <p><b>Welcome to Term 1</b></p>  <p><b>Key knowledge</b></p> <ul style="list-style-type: none"> <li>• A woodland is a habitat for wild animals</li> <li>• Fruits and nuts grow in woodlands</li> <li>• To be able to name 1 example of a wild animal that lives in a woodland and name its home</li> <li>• Wild animals need food and shelter to survive</li> <li>• Some trees are deciduous and drop their leaves during autumn</li> <li>• When leaves fall, they change colour</li> <li>• Harvest is a time when farmers collect in their crops</li> <li>• To be able to name 1 example of a crop grown in England</li> <li>• Vegetables are grown on farms</li> <li>• Vegetables are healthy</li> </ul> <p><b>Key vocabulary</b></p> <p>Colours names: green, brown, red, yellow</p> <p>Animal names: badger, rabbit, hedgehog</p> <p>Animal homes: set, burrow, nest</p> <p>Food: pumpkin, onion, bacon</p> <p>Cooking words: chop, mix, simmer, stir</p> <p>conkers leaves hibernate berries nuts decay deciduous skeleton farmer combine harvester</p> | <p><b>Mathematics</b></p> <p><u>Mastering Numbers</u></p> <p>In the term we will explore and practise the following skills and knowledge</p> <p><b>Subitising</b><br/>Subitising within 3, including subitising objects and sounds</p> <p><b>Counting, ordinality and cardinality</b><br/>Focusing on good counting skills</p> <p><b>Composition</b><br/>Exploring how all numbers are made of 1s<br/>Focusing on the composition of 3 and 4</p> <p><b>Comparison</b><br/>Comparing sets by 'just looking' (subitising)<br/>Using the language of comparison including <i>more than</i> and <i>fewer than</i></p>  <p><u>Space, shape and measures - Match, sort and compare</u></p> <p>We will be developing our abilities in</p> <ul style="list-style-type: none"> <li>• Identifying a set</li> <li>• Sorting objects by type</li> <li>• Creating sorting rules</li> <li>• Comparing amounts</li> </ul> |
| <p><b>Supporting Learning at home</b></p> <p>Phonics is a fast paced programme that requires practice and repetition for new knowledge and skills to be retained and then applied.</p> <p><b>It is vital that children practise their reading skills at home 5 times a week. They should do this by</b></p> <ul style="list-style-type: none"> <li>• Playing the 'Mix it up' game</li> <li>• Practising their sound and word flashcards</li> <li>• Reading their phonic book regularly to build fluency</li> </ul> <p><b>5 reads at home in a week = More stars = more rewards</b> ★</p> <p>Please ensure you check your child's Learning Journal for weekly advice. and write your comments on the parent's comments sections.</p>  | <p><b>The World</b></p> <p><b>RE</b></p>  <p>The children will be exploring the big question, 'How might people in Gloucestershire show they are together?'</p> <p><b>Forest School</b></p> <p>We will observe the changes that occur as summer becomes autumn. Children will have the opportunity to join in with making seasonal sketches, making elf homes and leaf rubbing.</p> <p><b>Forest School in on Tuesdays. However, it is helpful if children have their wellingtons kept in school throughout the week as sessions may change at short notice due to weather.</b></p>   | <p><b>The World</b></p> <p><u>ICT – Awesome Autumn</u></p> <p>In our first topic we will be using autumnal themes to introduce the following ICT skills</p> <ul style="list-style-type: none"> <li>• Creating</li> <li>• Pattern</li> <li>• Logic</li> <li>• Algorithms</li> <li>• De-composition</li> </ul>  <p>Children will learn about these skills in a variety of fun and practical lessons including making garlands and pumpkin soup.</p> <p><u>Music – samba drums</u></p> <p>The children will explore rhythms through a 10 week musical programme using samba drums.</p>  |