

Phonics and Early Reading

September 2025



Our Phonics
Scheme:

Unlocking
Letters and
Sounds



Runs in Phases across Reception, Year 1 and Year 2
EVERY day, for 30 minutes



Need to know vocabulary

Phoneme

The sound that a letter, or group of letters, make

Single letter phoneme

A phoneme made using 1 letter
eg. s p t

Digraph

Two letters that make one sound,
eg. ch sh

Trigraph

Three letters that make one sound
eg. igh

Need to know vocabulary

Letter name

The letter name you say when you sing the Alphabet Song

Common Exception Word

A word that you can not sound out using phonics

Syllable

The 'beat' of a word, eg. cat-er-pill-ar

Fluency

Being able to read by heart, with expression

Need to know vocabulary

Pure

We use this word to describe the **sound** a phoneme makes

schwa

This is what we do when we add a 'uh' to the end of a sound (phoneme). The sound is no longer pure.





s - a - t

su - a - tu

Reception – Phases 2, 3 and 4



Phase 2

Ss 	Aa 	Tt 	Pp 	li 	Nn 
Mm 	Dd 	Gg 	Oo 	Cc 	Kk 
ck 	Ee 	Uu 	Rr 	Hh 	Bb 
Ff 	ff 	Ll 	ll 	ss 	

Phase 2

the

to



into

no

/

go

Phase 3

Jj 	Vv 	Ww 	Xx 	Yy 	Zz 
zz 	qu 	ch 	sh 	th 	th 
ng 	ai 	ee 	igh 	oa 	oo 
oo 	ar 	or 	ur 	ow 	oi 
ear 	air 	ure 	er 		

Phase 3

me

we

be

he

she

was

you

they

all

are

my

her

Phase 4

said

have

like

so

do

some

come

were

there

little

one

when

out

what

What single letter phonemes, digraphs and trigraphs
can you see in this word?

buzzing

What single letter phonemes, digraphs and trigraphs
can you see in this word?

hopsotch

What common exception words can you see in this sentence?

The cat went to the
farmyard.

What common exception words can you see in this sentence?

Mum said, “It is going to rain soon.”



**Progress in reading from
Phase 2 to Phase 4**

Is Sam sad?

Is Sam as sad
as Dan?



2



3


Cats are so soft.

Can you see sharp teeth,
big ears and a long tail?



Cats can get up to all sorts
of antics.

They might go up a ladder
or sip from the tap.



Working in Partnership

Supporting your child at
home

Reading for Fluency

Practicing reading skills 5 times a week



Earning Reading Stars

- Reading and **rereading** your phonics book
- Practicing your flashcards
- Playing the 'Mix it up' game using words from your phonics book



Week Beginning: 22nd December 2025

School comments

Home comments

- Please let us know how your child got on.
- Have you spent time talking about the pictures?
- Did they find something tricky? Was it a particular sight word or phoneme?
- Have they reread their book to build fluency?
- Are they able to read the book with confidence and independently?

Monday

Tuesday

Sunday

Today I practised my flash cards Today I played 'Mix it up'

I have read at home.....days this week

★

Remember, every time you read 5 days in a week you earn a Reading Star!


57

Phonics Flashcards for Reception

Phase 2 and Phase 3
£24.99

via ParentPay by
October 9th 2025

Year 1 – Phases 4 (recap) and 5



Need to know vocabulary for Year 1

Split digraph

The e makes the first vowel say it's name
eg. cake

Quadgraph

Four letters that make one sound,
eg. eigh

Suffix

A group of letters you add to the end of a root word
Eg. kicking

Prefix

A group of letters you add to the start of a root word
Eg. unhappy

Phase 5

Children now begin to learn how the phonemes that they have learnt so far, can be spelt in different ways.

c

cat

k

kit



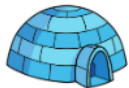







ck












luck

ch













stomach

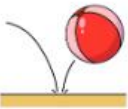


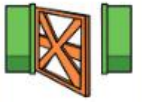









Phase 5

									
a	e ea	i y	o a	u o	ai ay a-e ey a ei eigh	ee ea e-e ey e y ie	igh ie i-e i y	oa oe o-e ow o	oo ue ew u-e ou

										
(y)oo ue ew u-e u	oo u oul	ar a al	or aw au al our augh oor ore	air are ear ere	ur ir er ear or	ow ou	oi oy	ear ere eer	ure	er u

Phase 5

									 	
f ff ph	l ll le	m mm mb	n nn gn kn	r rr wr	s ss se c ce	v ve	z zz s se	sh ch ti ci s/ss	th	ng

												
b bb	c k ck ch	d dd	g gg	h	j g ge dge	p pp	qu	t tt	w wh	x	y	ch tch t

Phase 5

oh	their	people	Mr	Mrs
looked	called	asked	water	where
who	again	thought	through	mouse
work	many	laughed	because	different
any	eyes	friends	once	please

What phonemes and prefix / suffix can you see in this word?

haunted



**Progress in reading:
Phase 5 (early and end)**

One day, Kirsten got a letter.
It said,

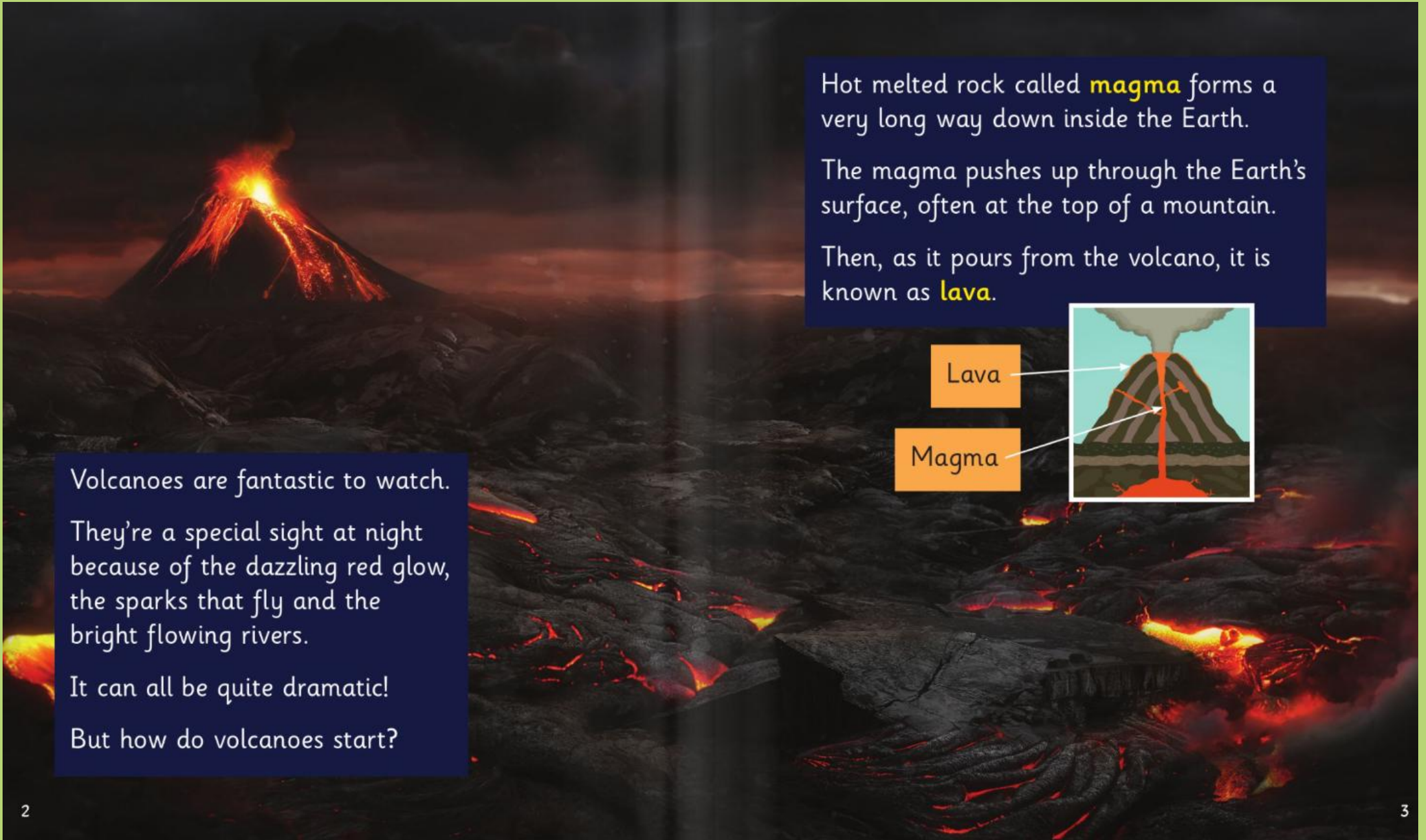


Dear Kirsten,
It's my birthday on Saturday.
Will you come and have fun
in my garden at 3?
From Delroy



Kirsten grinned.

"I like Delroy," she said. "He has a big garden
with fir trees at the end."



Hot melted rock called **magma** forms a very long way down inside the Earth.

The magma pushes up through the Earth's surface, often at the top of a mountain.

Then, as it pours from the volcano, it is known as **lava**.

Volcanoes are fantastic to watch. They're a special sight at night because of the dazzling red glow, the sparks that fly and the bright flowing rivers. It can all be quite dramatic! But how do volcanoes start?


Lava

Magma



Phonics Screening Check

https://assets.publishing.service.gov.uk/media/68c815665e09a4a59af0beb1/Phonics_screening_check_information_for_parents.pdf



Phonics screening check:
information for parents



Standards
& Testing
Agency

Phonics screening check

Do you have a child in year 1 at primary school?

If so, your child will take part in the phonics screening check in June.

The purpose of the phonics screening check is to confirm that all children have learned phonic decoding to an age appropriate standard.

With some exceptions, all pupils who have reached the age of 6 by the end of the school year must take the check during that academic year, including those in maintained nursery schools. For most pupils, this will be in year 1.

You can find the exact assessment dates for each academic year in the [primary assessments future dates](#)¹.

What is phonics?

Phonics is an effective way of teaching children to read. By ensuring high quality phonics teaching, we want to improve literacy levels and give all children a solid base to build on as they progress through school.

Through phonics, children are taught how to:

- recognise the sounds that each individual letter makes
- identify the sounds that different combinations of letters make, such as 'sh' or 'oo'
- blend these sounds together from left to right to make a word

Children can then use this knowledge to 'decode' new words that they hear or see. This is the first important step in learning to read.

What is the phonics screening check?

The phonics screening check contains 40 words divided into 2 sections of 20 words. Both sections contain a mixture of real words and pseudo-words.

Pseudo-words are words that are phonically decodable but are not actual words with an associated meaning. They are included in the check specifically to assess whether your child can decode a word using their phonics skills.

All pseudo-words in the check are accompanied by a picture of an imaginary creature. Children are taught that when a word has a creature next to it, it is a pseudo-word. This ensures that they are not trying to match the pseudo-word to a word in their vocabulary.

The check is designed to give teachers information on how your child is progressing in phonics. It will help to identify whether your child needs additional support at this stage so that they do not fall behind in this vital early reading skill.

Do I need to do anything to prepare my child for the check?

Phonics works best when children are given plenty of encouragement and learn to enjoy reading and books. Parents play a very important part in helping with this.

You can highlight the phonics sounds when you read with your child. Teaching how sounds match with letters is likely to start with individual letters such as 's', 'a' and 't' and will then move on to two-letter sounds such as 'ee', 'ch' and 'ck'.

With all books, encourage your child to 'sound out' unfamiliar words and then blend the sounds together from left to right rather than looking at the pictures to guess. Once your child has read an unfamiliar word, you can talk about what it means and help them to follow the story.

Your child's teacher will also be able to suggest books with the right level of phonics for your child. These books are often called 'decodable readers' because the story is written with words made up of the letters your child has learnt. Your child will be able to work out new words from their letters and sounds, rather than just guessing.

Most schools use book bags and a reading record, which is a great way for teachers and parents to communicate about what children have read. The reading record can tell you whether your child has enjoyed a particular book and shows problems or successes they have had, either at home or at school.

How will the results be used?

Schools will have access to all their pupils' results to identify those who need additional support and make plans to help them improve.

The Department for Education does not publish school-level results for the phonics screening check, but schools will have access to **national, regional and local authority results**² to allow them to benchmark their pupils' performance.

Will I receive feedback on my child's results?

Your child's teacher will share your child's score with you in the second half of the summer term.

If your child has found it difficult, the school should tell you what support they have put in place to help your child improve. You might like to ask how you can support your child to take the next steps in reading.

Children who have not met the standard in year 1 will re-take the phonics screening check in year 2. The results of any re-take will also be shared with you.

Sample pages from the Phonics Screening Check

Section 1

chip

hill

jars

shack

Page 9 of 24

Section 1

fod



bep



zat



ult



Page 3 of 24

Section 2

elbow

tailor

sequins

whirling

Page 21 of 24

Section 2

slimp



craint



splet



strave



Page 15 of 24

Phonics Flashcards for Year 1

Phase 5
£17.99

via ParentPay by
October 9th 2025