



Endpoints for Art

Year 5 – Line, Light and Shadows



Using the art of Pablo Picasso as inspiration, we will be learning about the visual qualities of line, light and shadow.

What I know and can explain

Sketches that are made with one line that remains on the paper throughout the whole drawing is called a continuous line drawing


Pablo Picasso pioneered the use of continuous line drawing

Techniques for creating areas of light and shade with a pen or pencil include cross hatching, hatching, contour lines and smudging

A black and white image deconstructs a scene and reduces it to its lines, shapes, forms and tones


Continuous line drawing

Continuous line drawings are made by keeping a pen or pencil in contact with the paper for the duration of the drawing. These drawings help artists to develop their observational skills because they have to look carefully at what is in front of them.

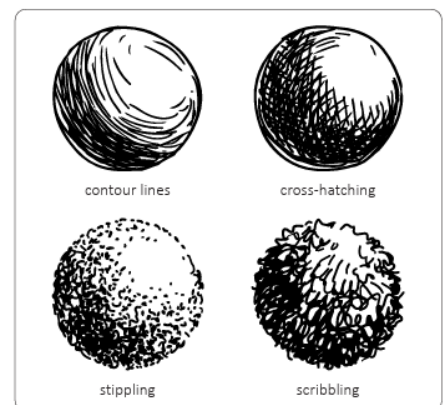


Pablo Picasso

Pablo Picasso was a Spanish painter who lived from 1881 to 1973. He used many artistic styles, including the continuous line technique. He would take a complex subject and simplify it into one unbroken line.



Reproduction of Pablo Picasso's Dog



Useful Vocabulary

Abstract - Abstract art consists of shapes and patterns rather than realistic representations of objects

Composition - How the subjects of a picture are arranged

Contrast - The degree of difference between the lighter and darker parts of an image

Form - The three-dimensional aspect of a picture

Observation - The process of watching something carefully

Opacity - The degree to which an object cannot be seen through

Shade - Shadows in a picture

Texture - The way something feels. tone A lighter or darker shade of the same colour